

Watch Sizing Guide

This guide will help you, to find the watch that perfectly fits your wrist. For a precise sizing, just print this template at 100% on A4 standard paper.

01 Watch Case Diameter

The watch case diameter is the most obvious and noticeable element of the proportion. The average size for a men's dress watch ranges from 32–36mm, men's sport watches are between 40–44mm and over-sized watches measure 45mm and up. The typical women's watch case measures between 24-28mm. To see which size looks the best on your wrist, just print out the template, choose your desired size and place it on your wrist.





Watch Sizing Guide

This guide will help you, to find the watch that perfectly fits your wrist. For a precise sizing, just print this template at 100% on A4 standard paper.

02 Band length


The band length measures the combined length of both straps. The standard men band length is between 184 -197mm and for women between 165-180mm. Please include the watch case diameter to get the exact length.



This guide will help you, to find the watch that perfectly fits your wrist. For a precise sizing, just print this template at 100% on A4 standard paper.

03 Band width

In general, a watch has a band width of about the half of the case diameter. The Band width measures the width among the lugends of the watch.



04 Wrist measurement

Please keep in mind, that this guide is only an indicator for the different sizes of a watch. In particular, wearing a watch on a bracelet or on a strap can differ between wrist measurement and the preferred fit. And at the end of the day, it comes down to what you like to wear.

How to get a general estimate?

1. Cut along the dotted lines marked "A"
2. Cut along the dotted line marked "B" so that half of the strip is cut
3. Wrap the strip around your wrist, with the wording facing outward, and slot the end of the strip through cut B
4. Note where the dotted line underneath the B and the measurement markers meet
5. Mark your final measurement with a pen

